

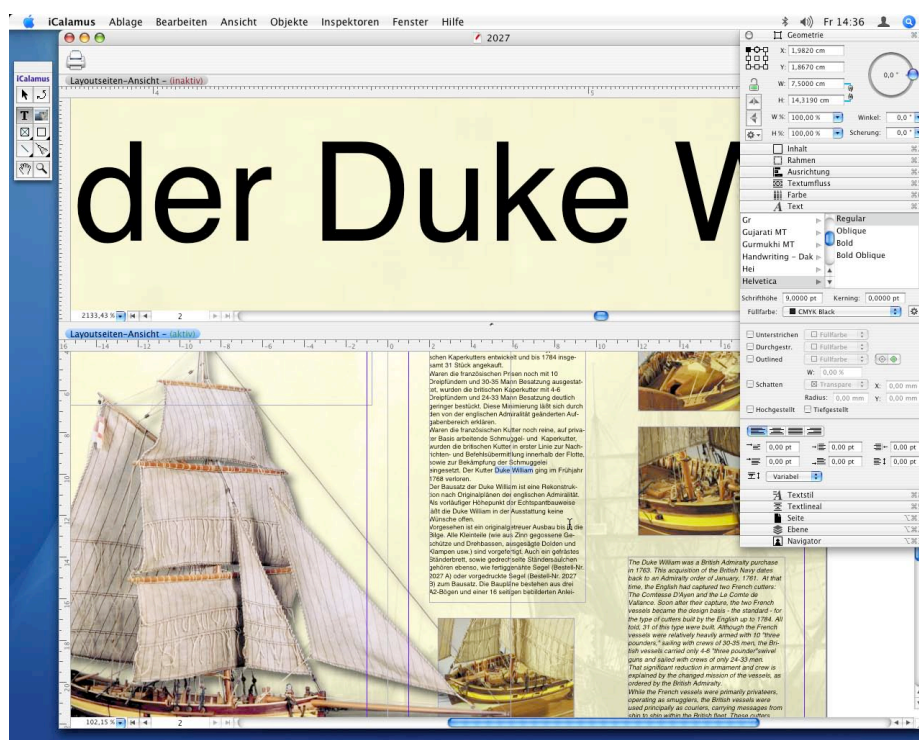



iCalamus

The Publisher for Mac OS X.

With iCalamus you easily create all kinds of documents.

The intuitive user interface makes typesetting of complex documents very simple. Use iCalamus and get your results faster! You can print documents with any printer connected to your Mac or make PDFs from within the application. Want to order printed photo books online? No problem – create them first in iCalamus.


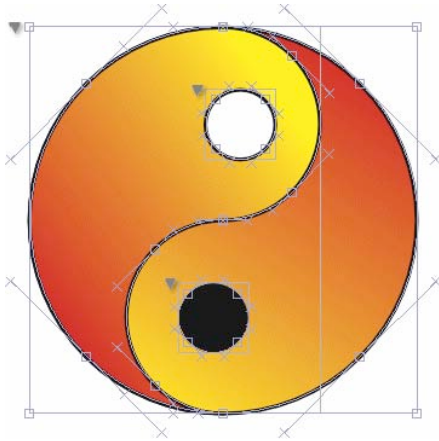


Overview Of The Most Important Features of iCalamus:

- Easiest Frame Editing
- Virtual Copies
- Easiest Vector Text Editing
- Update Web Pages in Your Document
- Live Masking
- Transparencies
- Create Text Wrap Paths With Tracer
- Edit Frames, Objects, Vector Points At The Same Time
- Transform Shadows
- Mirroring Text Shadows
- Ingenious Inspectors
- Blend Modes For Frames
- ICC Profile Support
- LinkBack Support
- Photographerbook Support

Easiest Frame Editing

Never before the opening and closing of frames was easy like in iCalamus. Each object has a tiny triangle in the upper left. A click on it opens the object and makes the content editable. Another click, and it's closed again. This way we save the Object Selection Tool and you save much time.



This means intuitive approach to frame content without being bored by changing tools first.

Virtual Copies

»I want to print a dozen copies of this business card on a sheet. But what if I have to change a bit?«

This is no big deal. iCalamus offers virtual copies. When you copy a frame virtually, it will then behave almost absolutely like the source frame which it was copied from. But don't think about Parent & Children relationships here. There is nothing like that for virtual copies. When you change one of them, you change them all. At once. No fumbling.

This means fast production and care of documents.

Easiest Vector Text Editing

»Text is text. Period!«

Doesn't have to. In iCalamus, you can convert text into vector graphics at any time and edit the graphics afterwards. Even a few mouse clicks change a simply written word into a logo or a graphic very soon.



This means formal freedom in the creative process, downwards to a single vector point.

Update web pages in your document

»Stop, stop, stop ... You tell me that I can place web pages in my doc?«

Yes. Just do it. No big deal. – OK, no big deal with iCalamus. Open dialog, enter URL, import page. But the best of all: you can update the web page in your document at any time with a single mouse click. Can't imagine what people will do with this.



This means new options for documentation and content layout.

Transparencies

»And what about transparencies? Can I use transparencies? What for?«

Everything goes. – Images, PDF content, text, lines, frames, colors, gradients – simply everything. Stepless from nothing to absolutely opaque. Still questions?



Live Masking

»I heard about the Live Masking in iCalamus. What the heck is that for?«

Masking means to use e.g. just a portion of an image, but without destroying the original image data. Rectangles? Everybody can do. Masks become exciting when you can choose a free shape for them. In iCalamus, each vector object can be used as a mask. It's even more exciting, when you use multiple masks at once. iCalamus offers fascinating mask effects. You can change them at any time – without big efforts. See the changes immediately in your document, in real-time, live!

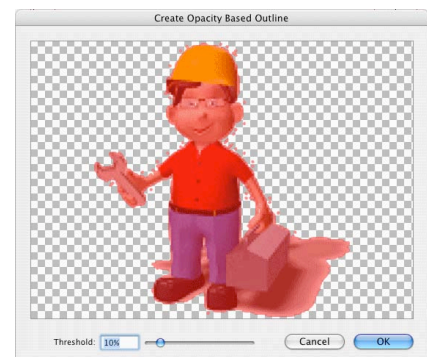


This means saving time on masking and much space for your own creativity.

Create Text Wrap Paths With Tracer

»Masking? Understood. But how do I get really cool masks?«

In iCalamus, you can create professional vector masks from images which bring along transparency informations (in their alpha channel). The Content Inspector offers the function »Create opacity based outline«.



That doesn't only work with images, but also with PDF!

This means comfortable working in just one application – iCalamus.

Edit Frames, Objects, Vector Points At The Same Time

»Frames, objects, vector points??? I can't make a point on this!«

iCalamus is consequently easy. Easy for you. Why shouldn't you be allowed to edit objects or single vector points in an open frame and also work on other frames at the same time. In iCalamus, you may. No limitations. But you don't have to.



This means most comfortable editing of all document elements.

Transform Shadows

»What is this now?«

Who's telling you that a shadow has always to be gray? And do shadows always have to fall in the same direction? iCalamus offers largest possible freedom to set up shadow as you like to.



This means largest possible freedom on the shade side.

Ingenious Inspectors

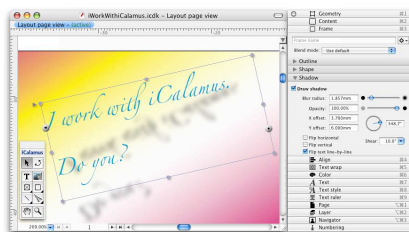
»Do I get lost in the program's user interface as there are so many functions?«

We don't think so. The clever and practical inspector windows manage themselves if you don't do it. If there is no more space left for opening all inspectors, the unused ones close themselves again. And – all inspectors think along. If some stuff is not required, it's not shown or grayed out.

This means you can concentrate on your work.

Mirrorizing Text Shadows

Who's telling you that a text shadow must always fall from here to there, even equal for all text lines? And who's telling you that a shadow has to be gray always? iCalamus offers largest possible freedom to set up text shadow as you like to.



This means largest possible freedom even on the shade side of text life.

Blend Modes for Frames

iCalamus supports all blend modes as supported by the PDF specification. This means you can define by a mouse click how two frames should be blended. Date structures keep totally untouched.

You can't damage anything. Think about e.g. printing a document area in inversed colors, creating color shifts or filter effects or simply fade out areas temporarily without having to erase or move frames.



This means fastest possible results without a high learning curve in image editing.

LinkBack Support

»What is LinkBack?«

A link is a reference to another place. A backlink is a reference back to the source of an object. The LinkBack technology offers all necessary steps to let a program like iCalamus, the publisher for Mac OS X, recognize when you have placed objects from a LinkBack supporting program like e.g. Barcody in a document. When you select such a barcode object, iCalamus "knows" that the object originates from Barcody and iCalamus can call Barcody for you, handle over the object to Barcody for editing and update the barcode object in the document immediately after you have saved changes to the object.

ICC Profile Support

»What happens with images when I have assigned an ICC profile to them in Photoshop?«

When you import images into iCalamus documents, all assigned ICC profiles are kept. These ICC profiles are considered not only in print output, but also in PDF output.

This means secure productivity for you!

Photographerbook Support

»Produce your photobooks directly with iCalamus«

photographerbook
Release your creativity



iCalamus offers a plug-in called Photographerbook which you can use for typesetting and purchasing photobooks in various versions directly in iCalamus. We have developed this plug-in for our partner FRIEDMANN* PRINT DATA SOLUTIONS who will ship your photobooks produced in high professional digital print quality directly to your home – even if you order only one item!

Photographerbook is a service exclusively offered to Apple users with Mac OS X by FRIEDMANN* PRINT DATA SOLUTIONS. We are so glad to support this service with iCalamus right now by combining the easy-accessible typesetting and layout possibilities of iCalamus with the high production quality of Photographerbook. Create your own personal photobook with the current version of iCalamus. Release your creativity, there are no limits to it, no matter if you are pro or beginner. Use the probably unique possibility to partially enrich your book with effect-lacquer. This looks really gorgeous.

»But I use iPhoto already for my photobooks.«

So what? Simply import your iPhoto photo books and calendars into iCalamus and order them at Photographerbook – at an even better price and quality, as much as we have tried. Try it yourself. And the best of the new Photographerbook plug-in: You get it for free – it's already in the app! No matter if you have already registered your iCalamus or not – you can create and produce these photobooks with at least 8 pages at any time. The Photographerbook prices start at 5.90 EUR.

Contents:

- Loads all image formats supported by Mac OS X.
- Loads all text formats supported by Mac OS X.
- Imports image data from scanner.
- Imports image data from digital camera.
- Supports all fonts useable with Mac OS X.
- Loads URL based contents (URL or file path).
- Snapshot from web pages into frame (as image).
- Typeless frames = content defines frame type.
- Frame and vector shape object are identical (frame shape can be edited as vector object).
- Frame shape can be used for clipping.
- All contents (text, images, graphics) can be output with stepless opacity.

Output:

- Output on printer
- Output to PDF file
- Exchange via system pasteboard
- Drag 'n' drop support
- Print marks in bleed area: cut'n/crop marks, color and grayscale controls, info line

Support:

- Modular system
- Unlimited Undo/Redo
- Zoom up to 10,000%
- Unicode
- Mac OS X Spell Checking support
- Document grid, adjustable
- Page guides and guide columns can be defined
- Multiple views (in one or more windows, realtime updated!)
- User-defined workspaces (Inspectors, visibilities, positions, sizes) can be defined, saved and loaded
- Document-specific informations can be saved for Spotlight.

Tools:

- Selection tool (select frames or 'grab points', move)
- Vector path editor tool
- Rotation tool
- Text tool (text editor)
- Image tool for easy import of image frames
- Freehand vector tool (draws vector paths)
- Frame tool (creates typeless frames)
- Line shape tool
- Hand tool (movings)
- Magnifier tool (zoom)

Pages:

- Double page / Single page mode can be chosen.
- Add pages (take layout of existing layout pages optionally).

- Remove pages.
- Move layout pages (resorting).
- Assign master pages to layout pages.
- Manage master pages with indicator colors.

Layers:

- Unlimited number of layers for Layout and master pages.
- Layers can be added, moved and removed.
- Layers can be switched visible/invisible.
- Layers can be protected.
- Manage layers with indicator colors. Guides of elements in the according layer will then be shown in the indicator color.

Frames:

- Various frame shapes (may be enhanced by plug-ins).
- Various line shapes
- Various line end types (can be scaled separately)
- Corners can be set to Miter/Round/Bevel.
- Path rotation direction can be defined
- Outline can be switched visible/invisible.
- Outline width can be defined.
- Outline shape can be used for content clipping optionally.
- Many vector shapes can be adjusted (e.g. stars with adjustable number of rays)
- Gradation blend colors can be assigned to frame shape and content separately.
- Gradation blend angle can be adjusted (for shape and content separately).
- Shadow can be defined with transparency, blur radius and offset.
- Frames can be named.

Frame handling:

- Group frames and ungroup frame groups.
- Grouped frames are sub elements of frame groups like an image is sub element of a frame.
- All sub elements of a frame can be accessed by »opening« the frame (transparent editing).
- Frames and vector grab points can be selected at the same time (thus you can operate them simultaneously).
- Selected guides can be moved with other selected frames or grab points at the same time.
- Snapping on various guides (guide grids, page guide columns, 'normal' guides).
- Frames can be moved backward and forward in a layer's frame hierarchy).

Colors:

- Supported color modes: RGB/CYMK
- Color gradation blends with unlimited colors.
- Colors can be sorted.
- Colors can be deleted.

Text styles:

- Text styles can be named and managed with indicator colors.
- Adjustable parameters: font, font size, kerning, fill color.
- More assignable parameters: underlined, strikethrough, outline, shadow (with adjustable color each), superscript and subscript.

Text rulers:

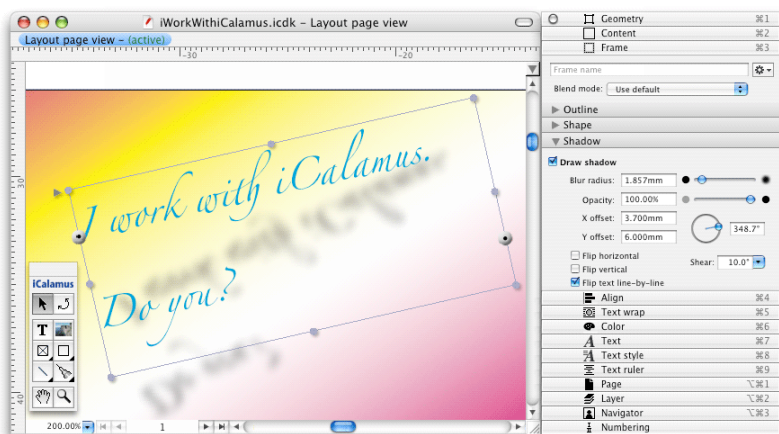
- Text rulers can be named and managed with indicator colors.
- Adjustable parameters: horizontal justification, first line indent, line distance, left and right indent, space before and behind paragraphs, fixed or variable line height.
- Tabulators: left, right, centered, numeric point
- Each text ruler can have a text style (paragraph styles).

Inspectors:

- Context-sensitive inspector for frame contents
- Geometry inspector, supporting X/Y/W/H, rotation, mirroring, scaling, shearing and optional geometry protection
- Frame inspector offers outline, shape and shadow parameters
- Align inspector (supports distribution and alignment)
- Textwrap inspector
- Color inspector for outline, content color, shadow and text color
- Text inspector for creative work without styles
- Text style inspector
- Text ruler inspector
- Page inspector
- Layer inspector
- Navigator inspector (small overview on current view)
- Numbering inspector (free page number formats)

iCalamus is already available in the following languages:

- English
- German
- French
- Italian
- Dutch
- Danish
- Czech
- Latvian



System Requirements

iCalamus requires the following features from your computer system:

Operating System

- Mac OS X Tiger (v10.4.5 or higher), or
- Mac OS X Leopard (v10.5.0 or higher)

Screen Resolution

at least 1024 x 768, TrueColor

Hard Drive

at least 200 MB

RAM

at least 512 MB



Software
invers

invers Software & DSD.net, Ulf Dunkel,
Bergkamm 2, D-49624 Lönigen
www.icalamus.net

iCalamus, the iCalamus logo, invers Software, the invers Software logo, Barcodey, the Barcodey logo are trade marks of Invers Software, Ulf Dunkel. All other trade marks and names belong to the respective companies. invers Software respects all these names and trade marks and cannot be held responsible for misprints and typos.

© 2008 invers Software. • All rights reserved. • Created with iCalamus. Printed in Germany.